



INSTALLER
SAFETY
INSTRUCTIONS


⚠ WARNING	
	<ul style="list-style-type: none"> This product must be installed by an experienced, trained installer, in accordance with the instructions provided with each valve. These instructions contain important information. <p>Failure to follow these instructions may result in serious personal injury, property damage and/or valve leakage.</p> <p>If you need additional copies of this literature, or if you have any questions about the safe installation and use of this device, contact Victaulic Company, P.O. Box 31, Easton, PA 18044-0031 USA, Telephone: 001-610-559-3300.</p>

MAINTENANCE
AND TESTING

⚠ WARNING	
	<ul style="list-style-type: none"> Piping systems must always be depressurized and drained before attempting disassembly and/or removal of any Victaulic piping products. <p>Failure to do so could result in serious personal injury, property damage, and/or valve leakage.</p>

CONTENTS OF
KIT

For your convenience, this kit contains two gaskets: original and current. They are easily identified by the protrusion at the bottom of the gasket. Use the gasket that has the same bottom configuration as the valve you are servicing.




INSTALL THE NEW GASKET

1. Align the cover plate gasket with the holes on the cover plate. Insert one bolt through the cover plate and the cover plate gasket.



2. Align the cover plate and the cover plate gasket to the valve. Ensure that the spring arms are now rotated to their installed position. Insert the bolts by hand.



3. Tighten all bolts using an even pattern. Tighten the bolts to the proper torque per the chart below. Do not over-tighten.

COVER BOLT TORQUES

Size (Inches)	Torque (Ft. Lbs.)	Size (Inches)	Torque (Ft. Lbs.)	Size (Inches)	Torque (Ft. Lbs.)
1½	30	76,1 mm	60	6	115
2	30	3	60	165,1 mm	115
2½	60	4	100	8	100

Place the system back in service by following the “Placing the System in Service” instructions in the installation, testing, and maintenance manual for the applicable valve.